



TO: Members  
FROM: Communications Committee  
Barb Parisien & Judy Harvey, Editors  
DATE: February 1, 2023

**NORTHSTAR WATERMEDIA SOCIETY  
IS COMMITTED TO WORKING TOWARD  
A MORE INCLUSIVE, JUST, AND  
EQUITABLE ART COMMUNITY.**

## **NEXT MEETING - Virtual Demo by Fealing Lin**

A link will be sent prior to the meeting

Thursday, February 16, 7:00–9:00

"I live for art," says Fealing Lin. "The challenge of each process of every painting keeps me humble, so I can continually be inspired by all the beauty in this world. Painting portraits has been always my favorite subject. For this demonstration, I will paint a head with neck and shoulders. I usually place my subject in a single light source. What I am looking for is the pattern of light and shadow. I paint the shapes of light and dark but not too much of the reality."



With a fluidity of colors, Lin combines impressionistic strokes and semi-abstract techniques to elicit life and movement in her portrait and landscape watercolors. She says, "My passion for watercolor comes from the opportunity it gives me to be totally spontaneous in the pursuit of traditional watercolor transparency which is the glow from the white paper that emerges through the paint once a fusion occurs from the application of wet onto wet."

Fealing is a signature member of the National Watercolor Society, Transparent Watercolor Society of America, Watercolor West, San Diego Watercolor Society, and the Missouri Watercolor Society. Her works have been juried in many national exhibitions and she has won numerous awards.

Learn more: [www.fealingwater.com](http://www.fealingwater.com)

## GREETINGS FROM OUR PRESIDENT

Our guest artist for January's virtual demo was Heidi Sandeck. She is a visual artist who straddles the field of graphic design and fine art. One constant throughout Heidi's fine art is her love for portraying plant subjects in an engaging and personal way, especially through botanical art.



During her demo, Heidi used colored pencils and watercolor pencils to complete a botanical drawing of three tulips. She began her demo with a presentation about her background, inspirations, the materials she prefers, and the process she follows to complete a drawing.

The starting point for her demo was a partially completed drawing of three tulips in various stages of completion. She used hot press paper, Faber Castell polychromatic pencils, and Faber Castell Albrecht Durer watercolor pencils. Heidi carefully built-up layers of color using alternating applications of the two types of colored pencils. You may now view the demo on our YouTube channel by clicking on the link below.

<https://youtu.be/I8JdNQGRTzk>

While Heidi's demo had me thinking of spring blossoms, I hope that your own art practice will bring you respite from the cold temperatures of our Minnesota winter.

I hope to see you next month for our virtual demo with Fealing Lin.

- **Deirdre Vaughan**

## WELCOME NEW MEMBER

- Phil Plumbo

## ART 4 SHELTER

Every year our members donate paintings to Art 4 Shelter to help raise funds for the shelter and housing programs of Simpson Housing Services. Art 4 Shelter has raised over \$1,000,000 since its inception in 2011.

Artists are invited to donate 5" x 7" paintings (and/or other 2-dimensional artworks), which are sold for \$35 each, or 8" x 10" pieces, which are sold for \$90 each. The exhibition and sales event will be held on May 12 this year. The deadline for submission of paintings is usually early April, so please start creating these worthwhile little paintings now. More details will be available on the Art 4 Shelter website and in our April newsletter.

Learn more: <https://simpsonhousing.org/events/art-4-shelter/>

- **Marilyn Jacobson**, Art 4 Shelter Representative

## ARTISTS' MARKET REGISTRATION IS OPEN!

After a three-year hiatus, Artist's Market is coming back!

This show and sale at the Minnesota State Fair Fine Arts Building is for ALL NorthStar members, beginners and professionals alike.

Acceptable artwork includes any original (no prints), two-dimensional, hand-made, one-of-a-kind artwork. Printed cards may be sold. No crafts, please.

More details will follow with helpful tips about how to prepare your art and how to conduct sales.

- **Sue Olson**, Artists' Market Chair

## WORKSHOP WITH SHARI BLAUKOPF February 24-25

Tired of the snow, but appreciate its beauty?  
Join us for an **online** winter workshop with Shari Blaukopf


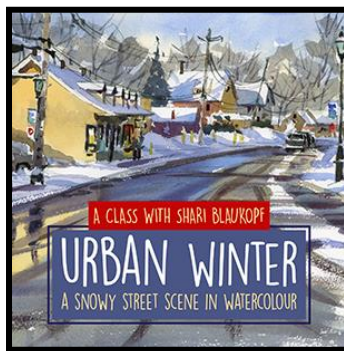

We will be painting together using Shari's pre-recorded courses, which she has bundled together for us. We will watch the recordings, pause when we want, take a break for lunch, and then have an hour at the end of each day for Shari to join us and give us some critique of the work we have done!

Once you register, you will have access to all the photos, drawings, materials lists, and other items she will have for us. PLUS, when you have taken this workshop, you will have access to the courses on her website for as long as you would like.

February 24-25, 9:00-4:00 CST on Zoom  
\$84 for members and \$100 for non-members  
Limited to 20 Students

To register go to:

<https://northstarwatermedia.wufoo.com/forms/z86dpx900utmvi/>



<https://learn.shariblaukopf.com/p/winter-woods-and-stream>

<http://learn.shariblaukopf.com/p/urban-winter>

<https://learn.shariblaukopf.com/p/behind-the-palms-sketching-historic-dean-park>

- **Nini Bronson**, Workshop Chair

## THURSDAY MORNING PAINTERS AT THE PHIPPS

The Phipps Center for the Arts in Hudson, WI, sets aside the use of the large studio on the second floor on Thursday mornings for anyone interested in working on their own artwork in the company of other enthusiasts.

Painters of all mediums and all levels of experience are welcome to join from 10:00 to noon. Participants work on any project and enjoy the company of others who also enjoy developing and increasing their skills in a nonjudgmental setting.

A critique session is held at noon where anyone wanting some help or encouragement can put their piece up for all to see and enjoy. If you have

been wanting a way to get yourself into your artwork again—this is the group for you!

Contact Charlotte Schuld at [csart51@gmail.com](mailto:csart51@gmail.com) for more details, or for any questions.

## TECHNIQUES: SNOW-COVERED EVERGREENS

Snow covered trees can be a painter's dilemma, but with an approach in mind as you tackle this beautiful subject, they can become a wintertime delight. I share with you my "go-to" approach in this step-by-step process of painting a snow-covered spruce. I am using Winsor & Newton watercolors on 140# Arches cold press paper.



As usual, our traditional approach in watercolor is "light-to-dark," that is, painting the lightest values first, then the middle values, then adding the darkest values last. This is typically how I approach painting snow-covered evergreens. There are always exceptions, such as adding a shadowed branch of middle values at the end of the painting. Remember to squint to see the values more easily as you study your subject.



Step 1: Lightly sketch the basic shape of the spruce tree, especially lines where there will be edges between snow on branches and a darker background.

Step 2: Painting on dry paper (though this stage can be done on wet paper), I add very light values of the three primary colors: yellow, red and blue, in that order, saving some white paper in sunlit areas. (Winsor yellow, permanent rose, cerulean/cobalt blue).

Step 3: When Step 2 is dry, identify the shadow areas you see in your reference subject. Add a middle value shadow color (I used cobalt blue with a touch of yellow and red to slightly gray it) to the areas that are in deeper shadow, varying the contrast as you go. Connect most of these shadow shapes as one shape throughout the tree.







Step 4: While the Step 3 shadow shape is still half-wet, enter in with your darkest values which will represent the spruce branches behind, around and emerging from the snow on the tree. To really set off a snow-covered branch, darken the value behind the top edge of the snow on that branch. Flick your brush with quick "dry brush" strokes to add ends of branches for a bit of detail.

Substitute colors to experiment with different moods and illusions of various times of the day or night. Study and paint snow-covered evergreens on cloudy days as well.

You may try painting this entire demo on wet or partially wet paper to achieve a soft, misty, gray-day shadowy look.

Learn more: [www.paulomanfineart.com](http://www.paulomanfineart.com) and [www.drawn-to-the-word.com](http://www.drawn-to-the-word.com)

Happy painting!

- **Paul Oman**, NorthStar Signature Member

## MEMBER SPOTLIGHT

This month we're featuring new members, Anne Bendt and Kim Austrian. If you'd like to share something about yourself and your art practice, please jot down a few words (500-600 characters) and email your contribution to Robin Lackner, our Spotlight curator. Robin will also send out Spotlight invitations to a few members a month. If you hear from her, we hope you'll consider responding. Thank you!

### Anne Bendt



I am passionate about artistic expression and watercolor. While following my profession as a physical therapist, I continued to expand my creative life through watercolor over the past 20 years. I have concentrated on developing my skills through weekly classes at Minnetonka Center for the Arts. I find beauty in faces, nature, and life experiences. Travel feeds my soul and becomes a natural inspiration for me. Transparency, color, and luminosity stoke my love of the watercolor medium. I always love a good challenge, and watercolor definitely satisfies that need.

## Kim Austrian

I took up watercolor about 5 years ago as a way to challenge my creative “right brain,” following a very “left-brained” career. I have an eye for engaging compositions in the world around me that tend to evoke a mood or tell a story. I usually use my own photos for inspiration. What I like most about watercolor painting is its gift of continual learning, finding partnership with the ways of the paint, water, brushes and paper, and enjoyment of the journey as much as the result. Several of my paintings have been accepted into national exhibitions, won awards, and sold.



Learn more: **Robin Lackner**, [rlackner02@gmail.com](mailto:rlackner02@gmail.com)

## CHECK THIS OUT

### Gallery 96 – The ARTiculators

The ARTiculators meet every Monday morning from 10 to noon in the Fireside Lounge to chat and discuss new ideas in art. This is a great way to become acquainted with fellow artists and work together on projects. No required attendance! ARTiculators sessions are as good as attending class without grades – with chairs that are much more comfortable than the classroom type. Come join the group. It’s free, loose in structure, and ideas abound.

Location: Shoreview Community Center. 4580 Victoria St N, Shoreview

Learn more: [Info@gallery96.org](mailto:Info@gallery96.org)

### 2023 Art Shanty Projects

Through February 12

After a successful festival with pandemic and climate change adaptations last winter, Art Shanty Projects is returning to the frozen water of Bde Unma / Lake Harriet in South Minneapolis with an outdoor program filled with our own style of visually dazzling and community-engaged offerings.

Location: Bde Unma (formerly Lake Harriet). 4135 W Lake Harriet Pkwy, Mpls

Learn more: <https://artshantyprojects.org/2023-asp/>

## **ArT @ 967 Payne: REMEMBRANCE & LOVE – Paintings by Shen Pei**

January 12 - February 9, 2023

The gallery is pleased and honored to present the inaugural solo exhibition of paintings by Chinese-born artist Shen Pei. We are a collaborative studio, co-working and gallery space for a diverse and inclusive community of artists and entrepreneurs working, exhibiting, selling, teaching, and making a positive impact on the East Side of St. Paul. Our storefront gallery exhibitions change monthly, featuring a combination of local resident artists, invited guest artists, and community art and cultural events.

Location: 967 Payne Avenue, St. Paul, 612-868-6326

Learn more: <https://www.mplsart.com/events/remembrance-love-paintings-by-shen-pei>

## **Landscape Arboretum: 'Visions from the Land: Native Interpretations'**

January 12 - March 26

A new exhibit is up now in the Reedy Gallery, featuring a unique opportunity to view the work of four regional Indigenous artists — James Autio, Gordon Coons, Anna Johnson, and Ivy Vainio. This notable exhibition covers a range of mediums, including photography, collage, prints, woodcuts and paintings made with a variety of media, including cedar smoke (also known as fumage), acrylic, watercolor, ink, pen, gesso, charcoal, gold leaf, birch bark and more.

[Pop-up events](#), featuring an exciting mix of other Indigenous artists and organizations, will be offered on select weekends during the exhibit, and included with daily ticketed Arboretum admission.

Location: 3675 Arboretum Drive, Chaska, 612-624-2200.

Learn more: [Reedy Gallery page](#)

## **West Seventh BIPOC Artist Gallery**

Through March 31

The rotating art gallery exhibit at Mississippi Market's West 7th store continues this quarter with a new local artist, Broderick Poole. Shoppers can purchase Broderick's originals, prints, postcards, or apparel at the register with 100% of the proceeds going directly to the artist.

Broderick Poole is a Twin Cities-based visual artist who specializes in creating multiple forms of custom handcrafted art. He's been creating artwork for over



twenty-five years and for the past several years has been teaching youth in the Rondo neighborhood he grew up in.

Location: Mississippi Market Coop, 1500 W 7th, St. Paul

Learn more: [www.vintagepooleart.com](http://www.vintagepooleart.com)

## **NORTHSTAR WATERMEDIA SOCIETY COMING EVENTS**

Feb 16	Zoom meeting with guest artist Fealing Lin
Feb 24-25	Online workshop with Shari Blaukopf
Mar 1-30	Entries accepted for the Member Exhibition
Mar 16	Zoom meeting with guest artist Lisa Fertig
Apr 20	In-person meeting with guest artist Robert Jeffery
May 2-30	Member Exhibition at the Dow Gallery
May 6	Member Exhibition reception at the Dow Gallery
May 11	In-person "un-conference" with several art activities

## **MINNESOTA WATERCOLOR SOCIETY COMING EVENTS**

Feb 9	Zoom demo by Daniel Lloyd
Mar 9	Live/Zoom demo by Deb Zeller
Mar 30-May 20	Spring Exhibition at the Landscape Arboretum
Apr 5-7	Don Andrews workshop, "Landscape Color and Design"

## **CONTACT US**

Board of Directors	Deirdre Vaughan	<a href="mailto:NSWSpresidentbod@gmail.com">NSWSpresidentbod@gmail.com</a>
Membership	Laurie Mosher	<a href="mailto:NSWSmembership@gmail.com">NSWSmembership@gmail.com</a>
Newsletter	Barb Parisien	<a href="mailto:bparisien@msn.com">bparisien@msn.com</a>

NorthStar Website <http://northstarwatermedia.com>

**All are welcome here.**

**We do not discriminate based on race, color, national origin (ancestry), religion, ability, political affiliation or beliefs, sexual orientation, gender identity or expression, or age.**